

# Kipper

## Activity Book



Packed full of party ideas!





# Kipper Party Book

In this booklet, you'll find everything you need to hold the perfect Kipper party, packed full of exciting interactive games and fun activities to keep little ones entertained!

## Contents:

- p.2: A Noisy Guessing Game
- p.3: Kipper Games
- p.4: Pin the Tail on Kipper!
- p.5: Kipper at the Seaside Wordsearch
- p.6: Kipper's Birthday Colouring-in Sheet
- p.7: Kipper and Arnold Finger Puppets

## Answers to Seaside Wordsearch



# A Noisy Guessing Game



Kipper and his friends are all making noises!  
Can you guess who the sounds belong to? Draw a line  
from each animal to the right noise they make.


Quack! Quack!



Miaow!



Toowit Twoo!



Baaaaaah!



Woof! Woof!



Oink! Oink!





# Kipper Games

## Kipper's Bone

Kipper is having a nice nap. But will he wake up when his mischievous friends try to take his bone?

### Rules:

All children are seated together. One child is chosen to be Kipper. Kipper sits with his back to the rest of the children, eyes closed. A bone is placed on the floor behind Kipper's back (see bone cut-out below). One at a time, each child tries to sneak up behind Kipper and steal his bone. If Kipper hears the child trying to sneak up behind him, he "barks" and the child must go back to their seat. If someone is successful in stealing the bone, that player returns to their seat and hides the bone. All of the players then say, "Kipper, where's your bone?" Kipper has three chances to guess who stole his bone. The child who stole the bone gets to be Kipper next.

### Suggestions:

A ball could be used instead of the bone if there is one available. Bone cut-out at bottom of page.

## Kipper Whispers

Can the children pass on the Kipper Whisper correctly?

### Rules:

A variation on the 'Chinese Whispers' game. Sit all the children in a circle and pick one to start the Kipper Whisper. They will whisper to the child next to them until it has gone all the way around the circle. When it has reached the last child, they must say out loud what they heard.

### Suggestions for whispers:

"It is Kipper's Birthday, Happy Birthday Kipper!", "Kipper and Arnold are playing in the garden", "Kipper's best friend is Tiger", "Kipper lost his slipper and slipped over trying to find it".

## Kipper Says

Will the children do what Kipper says?

### Rules:

A variation on 'Simon Says' game. The supervisor/child stands in front of the group of children and gives them an instruction. The children must do as they are told, but only if Kipper says "Kipper says..." first. If Kipper doesn't say "Kipper says" before the instruction, the children must not do anything at all. Anyone who does what they are told without the words "Kipper says" is out. The last child left is the winner.

### Suggestions:

Jump, sit down, clap your hands, touch your toes/knees/nose/twirl round/swap places with the person next to you.



## Kipper Charades

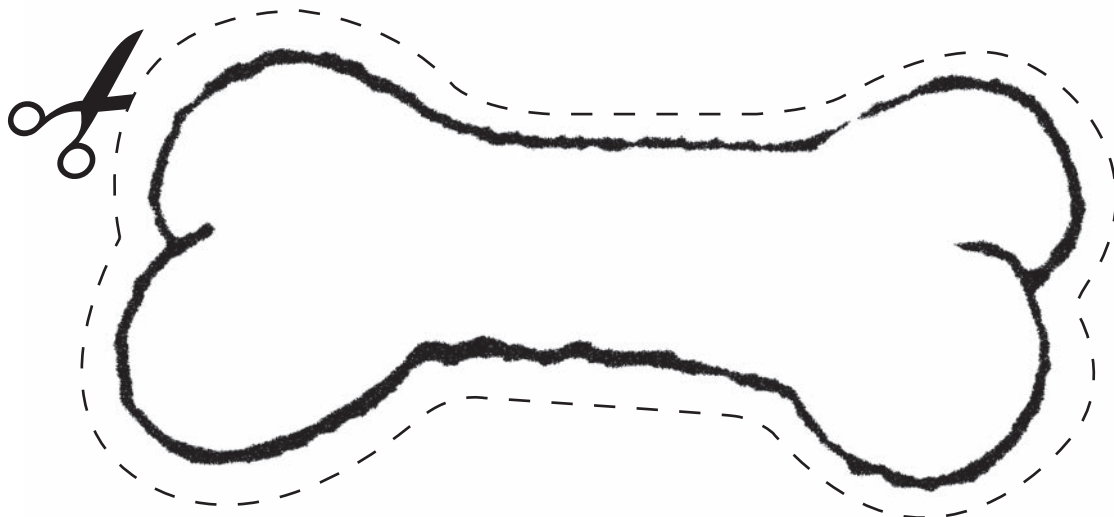
Can the children guess what Kipper is doing?

### Rules:

Gather the children round and then pretend to be Kipper, acting out things he might do (see suggestions below). Whoever guesses first can come up and have a go too if they wish!

### Suggestions:

Digging, eating, playing with a ball, sleeping, swimming, fishing, flying a kite, blowing up a balloon, putting up an umbrella, getting dressed, wagging your tail.




# Pin the Tail on Kipper!



Colour in Kipper, then cut him and his tail out carefully.

Each child takes it in turns to be blindfolded and tries to pin the tail on Kipper in the right place. The nearest child to the spot marked X wins!





# Kipper at the Seaside Wordsearch

Can you find the ten words hidden in this crossword puzzle?

Hint:

You'll find them running down, across, backwards and diagonally. Don't forget to tick them off as you find them!



ice cream



ball



boat




shell



seagull



lolly



sandcastle

s	p	a	d	e	x	p	b	a	e
a	e	m	l	q	s	e	g	h	i
n	j	a	f	o	k	b	e	i	c
d	r	t	g	b	l	b	s	u	e
c	e	h	j	u	v	l	w	t	c
a	o	c	l	n	l	e	y	b	r
s	h	e	l	l	o	l	k	o	e
t	d	h	a	o	p	s	w	a	a
l	c	z	b	u	c	k	e	t	m
e	a	x	y	t	r	o	l	m	n



bucket



spade




pebble

# Kipper's Birthday!



It's Kipper's birthday! Help with the celebrations by colouring in Kipper and his decorations.





# Kipper and Arnold Finger Puppets

Have fun making and playing with these delightful  
Kipper and Arnold puppets!

Instructions:

1. Get an adult to help you cut out Kipper and Arnold
2. Cut out the two rectangles of paper and curl them into tubes that fit around your finger
3. Fix the tubes with tape or glue
4. Tape or glue the tubes to the back of Kipper and Arnold and have fun playing with them!

